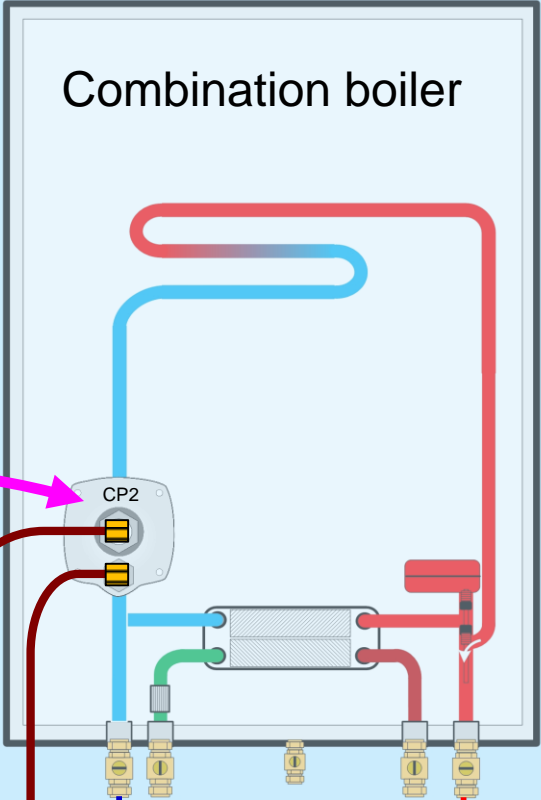
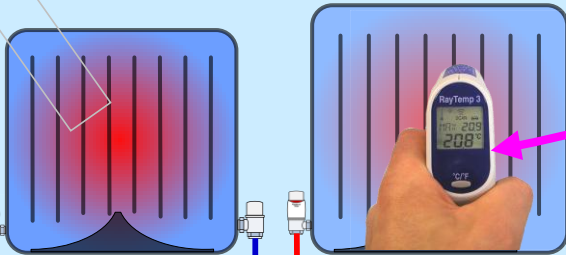
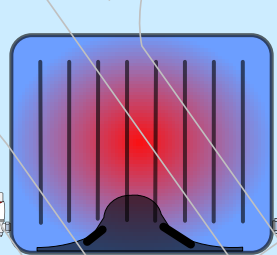
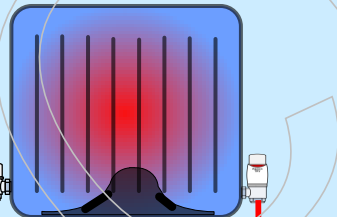




# Useful accessories for use with your Clearflow pump

CP2 pump head adaptor to connect your pump to a heating system





RadHammer radiator vibrator to loosen debris inside radiator



Infra-red thermometer to check radiator temperature

CombiMag power flush filter to remove sludge from system water



CombiHeat optional power flush heater



Dump hose



Turbidity tube, TDS meter & pH meter to test water after power flush.